

Competitors Instructions Durham LDS & Autumn SBH

This race will be held under the British Rowing Rules of Racing, Guide to Safe Practice in Rowing, Local Rules, information published on the competition poster, Marshals instructions and any other instructions issued by the Race Committee. Please read these Competitors Instructions carefully. Any serious transgression of these Instructions may result in disqualification by the Race Committee.

SAFETY

It is the competing clubs' responsibility to ensure that all of their crews, scullers, coaches and those charged with the welfare of those racing have read and understood the following instructions. Captains and coaches must ensure that only competent crews have been entered and that their crews are properly prepared for the race. All Coxes must be sufficiently competent and inexperienced crews should have experienced coxes.

Captains should ensure that their crews follow the standards for safety set out in the British Rowing Guide to Good Practice in Rowing. That all equipment is safe and secure in particular bow balls and heel restraints. All coxes must wear a PFD (personal flotation device) on top of other garments as must any competitor who cannot demonstrate the ability to meet the swimming standard or if they suffer from any medical condition, which means they could become unconscious or immobile.

Coxes, crews and scullers should all be suitably dressed for the weather conditions, it can be very cold and boats could be on the water for up to two hours. **Hypothermia is a real danger** so hats, gloves and other warm clothing are essential. Any competitor without sufficient kit or safety equipment will be returned to the nearest landing stage and may be disqualified as per the British Rowing Rules of Racing.

The Committee does not accept any liability for crews or their equipment.

ACCESS AND PARKING

Most crews will be boating from Durham ARC and boating times (for all boats) will be published on the final draw.

Trailers

Trailers should be taken down Green Lane and parked in the club car park unless otherwise directed. There should be no towing vehicles or cars in the car park as all the space is required for trailers and rigging boats.

Cars

All cars should be parked on the unmade-up road adjacent to Green Lane. **Please note the University Parking Regulations do not apply on Race days so you may ignore the signs.** There is further parking beyond the boat house, through the gate on the grass but please do not park close to the finish line as the finish officials need a clear view down the river at all times.

BANDING

Banding has been applied to some of the senior events based on the following ranking points ranges:

	Band 1	Band 2	Band 3			
Op 4+	200+	40-200	0-40			
Op 2x	30+	0-30				
Op 1x	50+	0-50				
W 4+	100+	0-100				

REGISTRATION, WEIGHING IN AND RACE NUMBERS

Race Control will be in the club office, on your right as you enter the club house. Please collect your race number from here, there will be both plastic numbers for the boat as well as a paper number for bow's racing kit.

REMEMBER if your number is not visible you will not be timed.

Please return the plastic numbers at the end of the race.

Any crew substitutions or scratchings should be notified to Race Control as early in the day as possible. This is an important safety requirement.

COXES will not be weighed in due to Covid secure precautions.

Race control will be open from 7.15am

BOATING

Please ensure you comply with the published boating times. These times will be enforced for ALL boats, not just those boating at DARC. This is so all boats arrive at the marshalling area in the correct order, making marshalling easier. Make sure your blades are beside (not on) the steps so you can reach them quickly once your boat is on the water. Boat with the bows upstream. Marshals will be on the landing stage to help you to boat quickly and safely, please listen to their instructions. Move off the landing stage to make any final adjustments to allow the next crew to boat as quickly as possible. There will be random checks of race licences, boats and equipment. It is the competitor's responsibility to ensure they comply.

GETTING TO THE START

The start is approximately 2,000m downstream from the boathouse. Once you have left the landing stage turn when it is safe to do so. You should proceed down the river close to the starboard (bow) (Pelaw Wood) bank in single file. You may overtake a slower crew, assuming that the river is clear, but then move back in. There may be crews coming up the river or joining from other landing stages so do not assume it will be clear. After passing under Baths Bridge and Elvet Road Bridge you need to go through Arch 2 of Elvet Bridge then proceed down to the marshalling area.

MARSHALLING

Please take time to look at the Marshalling Plan so you know roughly where you will be, which side of the river you will be marshalling on and which way the boat should be pointing. Always listen to the Marshals and obey their instructions. Keep your kit on until you are turned and ready to race. As you approach the start keep close to the boat ahead of you.

DURING THE RACE

During the race, you should be prepared to stop and give assistance to any crew or competitor that is in danger and bring to the attention of umpire, marshal, launch crew or other officials any incident occurring.

In the race, crews being overtaken must move over to give the faster boat the best racing line, as a general guide, on the bends the slower crew should move to the outside of the bend and on the straights they should move to the middle of the river. Marshals may impose time penalties on slower crews for failing to clear the racing line. The overtaking crew are responsible for maintaining a safe line whilst overtaking, all crews have a responsibility to avoid a collision and may be penalised if judged to have caused or contributed to a collision. Crews in bow-coxed boats must make their cox aware of any overtaking crew.

Crews should pass through Arch 1 of Elvet Bridge (the widest and with the best line) unless instructed to pass through Arch 2 (need to steer hard as you come out of this arch) by an official. ***DO NOT use either of the other arches, TIME PENALTIES will be awarded to any crew using these arches as they are not safe.***

FINISH

At the finish do not stop, keep paddling light to clear the finish area for the following crews. Continue upstream to disembark once there is space on the landing stage or, for crews who need to go down the course to another boat house, wait until you are told you can turn then wait on the starboard (bow) side bank until the last boat has finished and you are told you can proceed down the course.

TIME PENALTIES & DISQUALIFICATION

Please ensure that you boat on time. Marshals on the landing stages will award time penalties or even turn crews away if they are late.

A 10 second penalty will be imposed for:
Being 10 minutes late to boat

Failure to be at your marshalling station 5 minutes before the advertised race start time

A 20 second penalty will be imposed for:

- Being 20 minutes late to boat
- Impeding other racing crew/s
- Unsportsmanlike behaviour
- Failure to follow a race official's instructions
- Taking the incorrect arch through Elvet Bridge

In extreme cases you may be disqualified.

CYCLING

Durham ARC remind competitors, spectators and officials that cycling is not permitted between Brown's Boathouse ('The Boat Club') and Count's House and that public access along the riverbank has NOT been closed for this competition. Cycling on the bank above Brown's Boathouse can only be on the Pelaw Wood side cycle path. Durham ARC Regatta Committee accept no liability for any competitors, spectators or members of the public injured as a result of a cycling.

REFRESHMENTS

Refreshments will be available throughout the day at DARC boathouse. Competitors are asked to use the mobile ordering system to reduce numbers inside the building.

TOILETS AND SHOWERS

These are available in DARC boathouse.

RESULTS AND PRIZE GIVING

The results of each division will be made available as soon as possible after each division. They will be posted in the boathouse and put on-line. There will be no prize giving, prizes will be passed to clubs for distribution.

COVID-19

Regular washing of hands and regular sanitising recommended.

Each club to follow their own cleaning procedure for their boats.

Before coming to the event if competitor has any symptoms e.g. loss of smell, change in taste then they should not travel to the event or have a negative PCR test.

Before attending the event competitors are advised to do a lateral flow test. If positive follow government guidance and don't travel to event until they have got negative PCR test.

Competitors should arrive wearing racing clothes; changing rooms will be available for emergency use.

Face coverings are recommended to be worn inside the club house.

Catering will be available – competitors are asked to use the mobile ordering system from the tables to reduce numbers indoors.

Figure 1: River Wear Plan

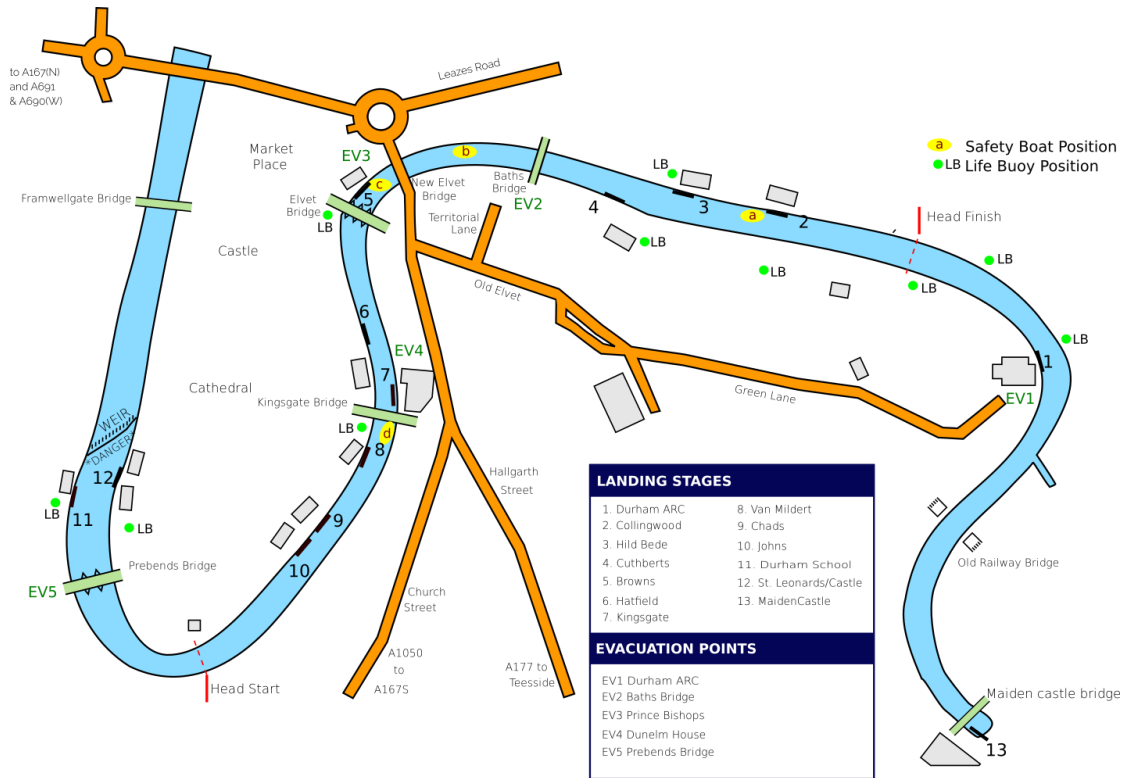


Figure 1: Map of the Wear

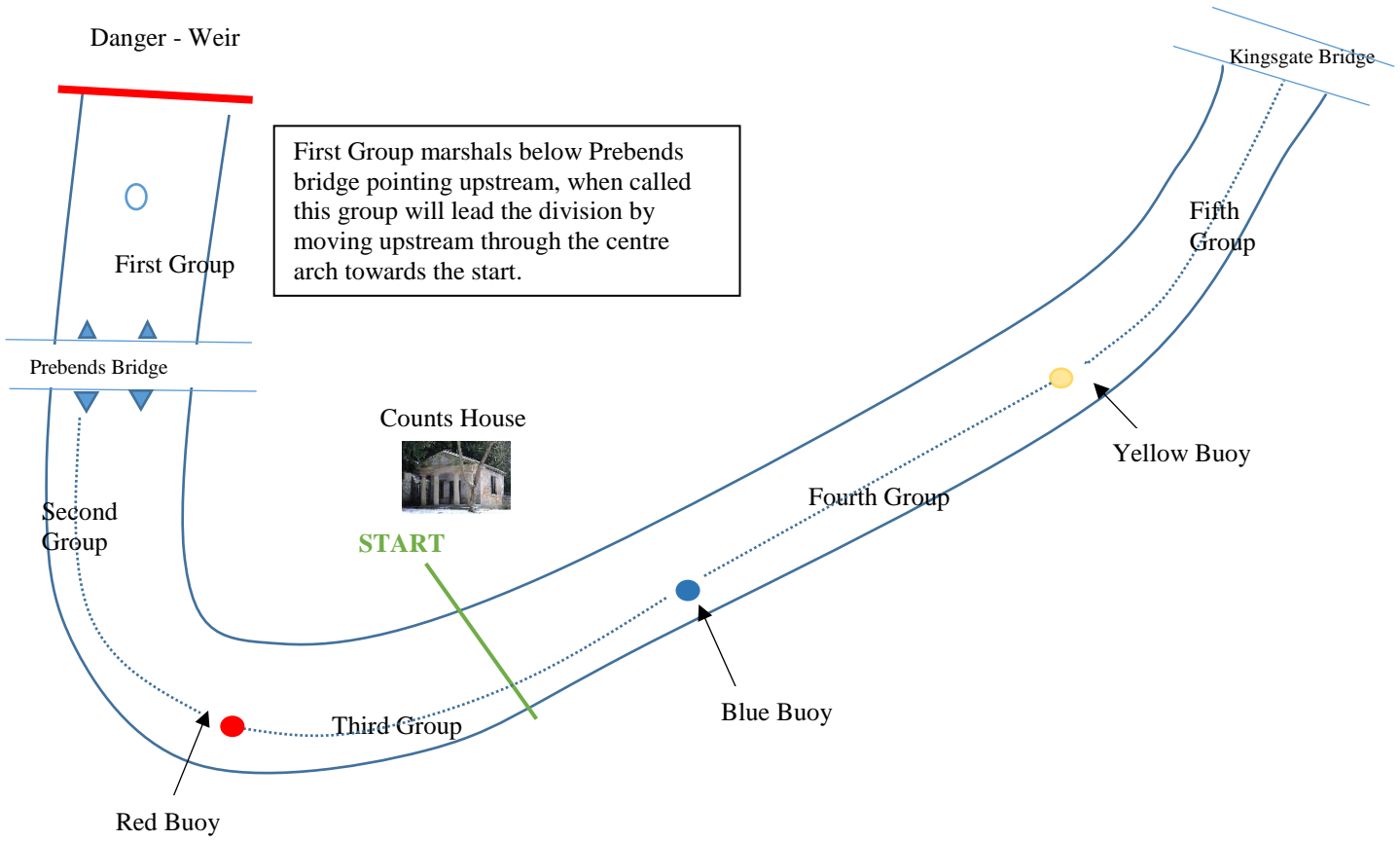
Umpires located at:

- Dunelm House landing stage
- Elvet Bridge (towpath downstream)
- New Elvet Bridge
- Baths Bridge
- Start & Finish

Marshals located at:

- UCBC/ St Leonard's Boathouse
- Durham School
- Before counts house
- Downstream of St John's BC Boathouse
- Above Finish
- Durham ARC landing stage

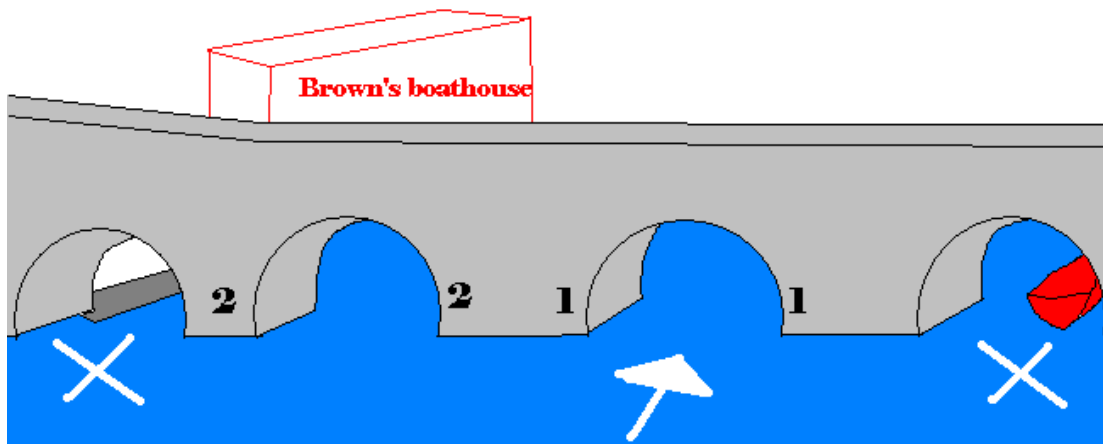
Figure 2: Marshalling Plan



Groups 2 – 5 will marshal between the boys facing downstream (unless instructed otherwise). When called they will move downstream through the left hand arch of Prebends bridge, turning around the white buoy and upstream through the centre arch to proceed to the start.

		Division			
		1	2	3	4
Group	1	Crews 101 to 120	Crews 201 to 220	Crews 301 to 320	Crews 401 to 420
	2	Crews 121 to 140	Crews 221 to 240	Crews 321 to 340	Crews 421 to 440
	3	Crews 141 to 160	Crews 241 to 260	Crews 341 to 360	Crews 441 to 460
	4	Crews 161 to 180	Crews 261 to 280	Crews 361 to 380	Crews 461 to 480
	5	Crews 181 to 200	Crews 281 to 300	Crews 381 to 400	Crews 481 to 500

Figure 3: Elvet Bridge



Elvet bridge is situated approximately half way up the course. There are only TWO arches that crews should use, numbered 1 and 2 as shown above (the diagram is viewed from the perspective of a cox travelling upstream in the race).

Arch number 1 is slightly wider and does not kink in the middle. It provides the best line and is easier to correct if you get it slightly wrong.

If you are instructed by officials, you must take arch number 2. This will require significant corrective steering in order to avoid the landing stage on the far side. This arch is narrower and kinks slightly in the middle, you will need to steer in the middle to get through.

Do not use either of the other arches. The one next to arch 1 often has a moored boat in it which you would hit. The one next to arch 2 does not provide enough space for boats as the landing stage actually goes into the arch. **Time penalties will be awarded against crews using these arches**

Please ensure all coxes, scullers and steerspersons are familiar with the arches and their numbers to ensure that they can follow umpires instructions when required.

3.4 Contact Details and Officials

Race Control: DARC Boathouse	0191 3866431
Safety Advisor: David Beeby	07593645714
Welfare Officer: Sam Black	0191 3866431
Regatta Secretary: Mark Bell	07787110680
Timing: Paul McCarron	07747 790454
Co-ordinating Umpire: Charly Curtis	07907543637
Durham Police	101
University Hospital of North Durham	0191 3332333
Ambulance/Fire	999 or 112
Prince Bishops Shopping Centre (access to Brown's Boathouse)	0191 3750416

